



[An ISO 9001:2008 & ISO 14001:2004 Certified Company]

BLAST CLEANING & FINISHING SYSTEM







Airless Roller Conveyor Shot Blasting Machine

To Descale Mild Steel Plate & Structural Section Prior to Painting

PCS has a range of Airless Shot Blasting Machine Tunnel / Roller conveyor Type with number of Blast Wheels varying according to job size and the production output required. This is the most used after & the most flourishing series for the long structural, channels, angles, plates, gratings, pipe etc. for large production output in terms of surface treatment.

The opening of the tunnel & numbers of blast wheels, depend upon the structure of the job for attaining homogeneous finish.

Major parts of the machine include blast wheel for giving high production output, roller conveyor for job conveying & the media recovery, consist of bucket elevator, screw conveyor, rotary screen separator etc. & pulse jet type dust collector.




PCS has a wide range of Airless Shot Blasting Machine Tunnel Type with numbers of Blast Wheels to suit the Job Size and according to Production output required. This is the mostly used to Blast Clean long structural members, channels, angles, gratings, pipe fabricated components etc. for large production output for removing rust and to achieve superior quality (approx. Sa2/Sa2.5 SSPC standards -ISO 8501) finish after blast cleaning prior to painting.

The opening of the tunnel & required number of blast wheels depends upon the structure of job for attaining homogeneous finish. Major assemblies of the machine are blast wheels for giving high production output, roller conveyor for job conveying & media recovery consists of bucket elevator, screw conveyors, rotary screen separator, abrasive storage hopper etc. & pulse jet type dust collector for dust collection. The dust emission level from dust collector meets pollution control norms.

The work piece is to be placed as far as possible in the center of the guides of rollers on in feed conveyor when the rollers are not in rotating. The position of work piece is in such a way that it can rolled easily horizontal as shown in photograph, to avoid the accumulation of shots. After then it passes through entry vestibule tunnel and then enters into the blasting chamber for blast clean process. If the prefabricated structure cannot be rolled on the rollers, then it has to be kept either on predesigned fixture or a tray enabling it to travel & pass through the blast cabinet.

Blast wheel stations are arranged strategically around and located on the top of cabinet propels abrasives on the rolling work pieces. The blower arrangement continuously blow- off dust & fines accumulated on the top side of the work piece. After shot blasted homogeneously finished all around air washed work piece rolls out from exit vestibule tunnel to the out feed conveyor rollers, from where it is to be unloaded manually. The operation of sequence is detailed programmed for ease of operation and to achieve the required performance.



Direct Driven Type Rotor / Wheel

Belt Driven Type Rotor / Wheel



**OPTIONAL:
Magna Valve for Shot Flow Control**

Magna Valve & Shot Classifier are suggestible for Shot Peening purpose.

Essential Element

1. Construction of Working Chamber : The heavy duty all welded cabinet is manufactured out of prime quality heavy duty steel plate and mounted on sturdy and rigid structural steel frame work. Manganese steel liners are fitted in direct and indirect blast zone of the cabinet (complete lining).


3. Bucket Elevator: Bucket Elevator is provided for re-circulation and cleaning the abrasive shot to maintain a consistent cleaning operation. The elevator carries the shot, removed oxides and other contaminates to a media separator located in the upper portion of the machine.

4. Pulse Jet type Dust Collection System : Dust Collector is provided to suck the dust from blasting cabinet. The filter bags of dust collector are made out of a non-woven PTFE pleated bags for low dust emission level.

5. Roller Conveyor is provided at inlet and outlet of blasting cabinet driven by suitable variable AC drive for loading and unloading of the job.

6. Blast Media would normally be round (cast or cylindrical shots). The smaller used media in this mixture is important for equal coverage of the surface being blasted while the coarser media is important to break up any scale.

2. Blast Wheel Assembly : The rotor is made out of EN grade material duly hardened. The drive system of blast wheel (rotor) entails a set of self-lubricated and self-aligning pedestal bearings. The rotor is dynamically balanced.



TECHNICAL SPECIFICATION

S.No.	Particulars	AT-150-50-4W	AT-200-50-6W	AT-200-100-8W	AT-300-150-10W	
1.	Passage Opening	Width (mm)	1500	2000	2000 / 2500	3000
		Height (mm)	500	500	1000 / 500	1500
2.	No. of Blast Wheel	4	6	8	10	
3.	Power of Blast Wheel	15 / 20 HP	15 / 20 HP	15 / 20 HP	15 / 20 HP	
4.	Conveyor Speed (Variable)	0.5 - 3.0 Mtr./Min	0.5 - 3.0 Mtr./Min	0.5 - 3.0 Mtr./Min	0.5 - 3.0 Mtr./Min	
5.	Roller Pitch	900	900	900	900	
6.	Height of the machine	6500mm	6900mm	7700mm	8000	
7.	Type of Dust Collector	Pleated Bag	Pleated Bag	Pleated Bag	Pleated Bag	
8.	Blown-off Device	Provided	Provided	Provided	Provided	
9.	Requirement of Pit	Yes	Yes	Yes	Yes	

Note: We also design & manufacture machine as per your requirement.



Airless 10 Rotor Type Blasting M/c for 'I' & 'H' Section



Airless 10 Rotor Type Blasting M/c for 'I' Section Cleaning



Airless 8 Rotor Type Blasting M/c for Plate Cleaning



Airless 8 Rotor Type Blasting M/c for Welded Structure



Airless 6 Rotor Type Blasting M/c for 'I' & 'H' Section



Airless 6 Rotor Type Blasting M/c for Plate Cleaning



Airless 6 Rotor Type Peening M/c for 'C' Channels



Airless 4 Rotor Type Blasting M/c with Pre Heating Chamber for Plate Cleaning



Airless 4 Rotor Type Blasting M/c for Structures



Roller Conveyor Blasting Machine



PRESERVATION LINE

In Line Pre-Heating, Blasting, Painting and Baking System for MS Plate, Angle, Small Channel & Pipes



Paint Spray Booth



Blasting, Metallizing & Painting Equipments

Process Control & Systems

14, Raja Naba Krishna Street, Kolkata - 700 005

Mbl- 9051202216 / 9831199611

E mail. processskmodi@gmail.com

Web:- www.Processblast.com

Our New Phone No : (033) 2530 0070

